






|   |  9001 S |  9002 S |  9006 S |  9006 S<br>Stainless |  9500 S |
|---|--|--|---|---|--|
| Number of doors/compartments                      | 1  | 2  | 6   | 6   | 1  |
| Max. number key hooks/spaces                      | 29   | 16   | -   | -   | 216  |
| Max. number users/codes                           | 500  | 500  | 500   | 500   | 500  |
| Max. number accesses                              | 3600   | 3600   | 3600  | 3600  | 3600   |
| Can be connected to alarm                         | YES  | YES  | YES   | YES   | YES  |
| Can be connected to card reader                   | YES  | YES  | YES   | YES   | YES  |
| Battery backup                                    | Accessories  | Accessories  | Accessories   | Accessories   | Accessories  |
| Display, number of rows/ characters               | 4x20   | 4x20   | 4x20  | 4x20  | 4x20   |
| Memory  | 128 kb   | 128 kb   | 128 kb  | 128 kb  | 128 kb   |
| Clock   | YES  | YES  | YES   | YES   | YES  |
| Time zones  | YES  | YES  | YES   | YES   | YES  |
| Setting blocking function                         | YES  | YES  | YES   | YES   | YES  |
| Setting magnetic time for compartment             | YES  | YES  | YES   | YES   | YES  |
| Double code                                       | YES  | YES  | YES   | YES   | YES  |
| Can be connected to KeyWin S                      | YES  | YES  | YES   | YES   | YES  |
| Requires KeyWin SC                                | -  | -  | -   | -   | -  |
| Max. number of expansion cabinets                 | 15 Cabinets  | 15 Cabinets  | 15 Cabinets   | 15 Cabinets   | 15 Cabinets  |
| Expandable using multiple main cabinets           | YES  | YES  | YES   | YES   | YES  |
| Exterior dimensions                               | 345x280x94   | 345x280x94   | 345x280x94  | 345x280x94  | 746x730x140  |
| Weight  | 6,0 kg   | 6,0 kg   | 6,0 kg  | 6,0 kg  | 28 kg  |
| Voltage, 230V / 50HZ                              | YES  | YES  | YES   | YES   | YES  |
| Power consumption, max. 35 W / 0.15A              | YES  | YES  | YES   | YES   | YES  |
| Power consumption, max 65W / 0.3A                 | -  | -  | -   | -   | -  |
| Control unit, microprocessor                      | YES  | YES  | YES   | YES   | YES  |
| Memory for codes                                  | eeprom   | eeprom   | eeprom  | eeprom  | eeprom   |
| Lock, electromagnetic 12V                         | YES  | YES  | YES   | YES   | YES  |
| Cabinet material, steel                           | 1,5 mm   | 1,5 mm   | 1,5 mm  | 1,5 mm  | 1,5 mm   |
| Exterior finish, brushed stainless steel          | -  | -  | -   | YES   | -  |
| Exterior finish, weather resistant powder coating | YES  | YES  | YES   | -   | YES  |
|   | -  | -  | -   | -   | -  |
|   | -  | -  | -   | -   | -  |
|   | -  | -  | -   | -   | -  |